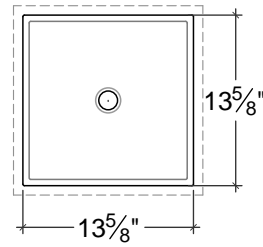
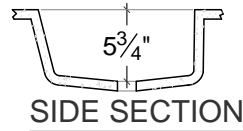
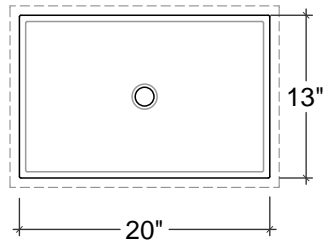
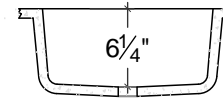


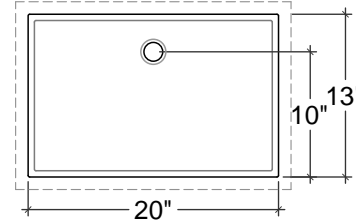
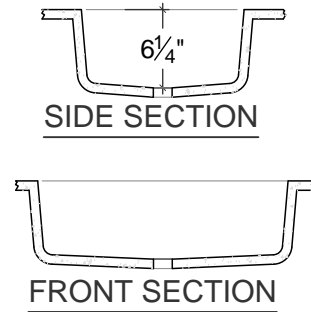
CS-1212-FB ^
 12 1/2" x 12 1/2" x 5 3/4"



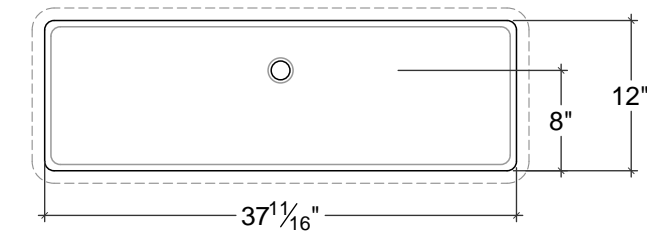
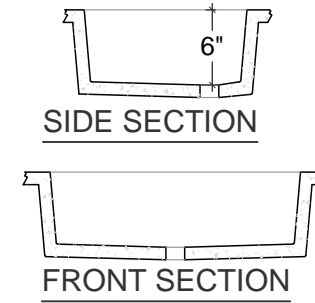
CS-1414-FB
 13 5/8" x 13 5/8" x 6 1/4"



CS-2013-FB
 20" x 13" x 6 1/4"



CS-2013-FBR*
 20" x 13" x 6"

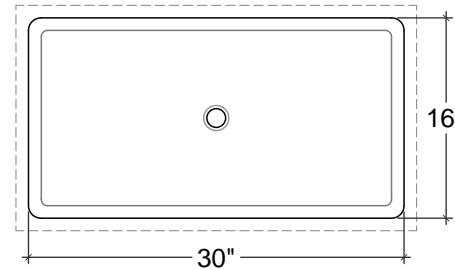


FRONT SECTION

CS-3812-FB ^
 37 1/16" x 12" x 5"



SIDE SECTION



FRONT SECTION

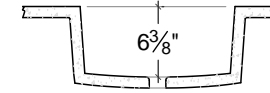
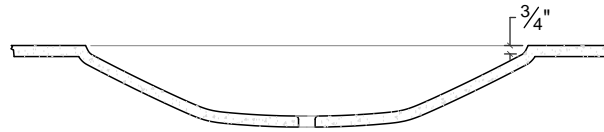
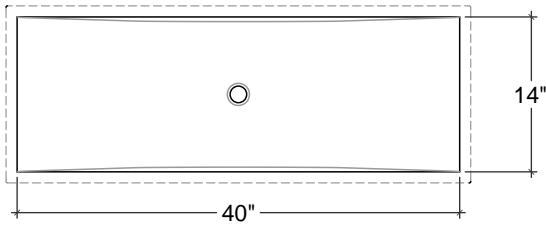
CS-3016-FB
 30" x 16" x 5 1/2"



SIDE SECTION

DIMENSIONS ARE INSIDE SINK

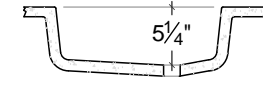
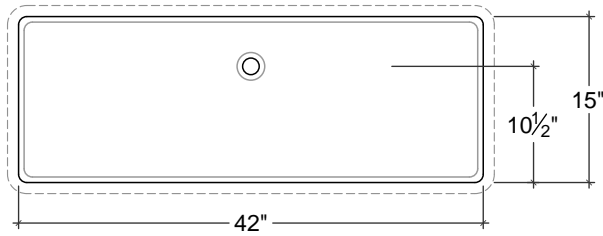
* THESE MODELS ARE AVAILABLE AS MULTIPLE-SINK VANITIES
 ^ THESE MODELS CAN COMPLY WITH A.D.A. STANDARDS



FRONT SECTION

SIDE SECTION

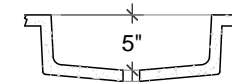
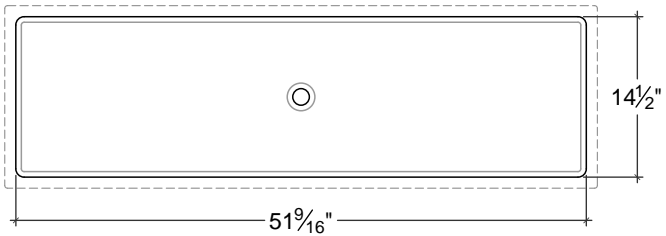
CS-4014
40" x 14" x 6 3/8"



FRONT SECTION

SIDE SECTION


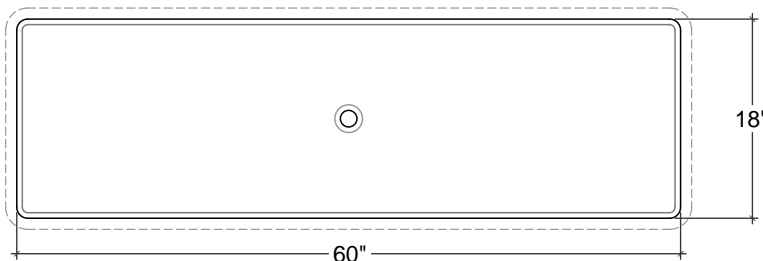
CS-4215-FB ^A.D.A. COMPLIANT
42" x 15" x 5 1/4"



FRONT SECTION

SIDE SECTION

CS-5215-FB
51.5" x 14.5" x 5"



FRONT SECTION

SIDE SECTION

CS-6018-FB
60" x 18" x 6"