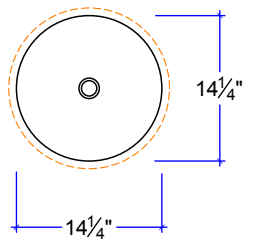




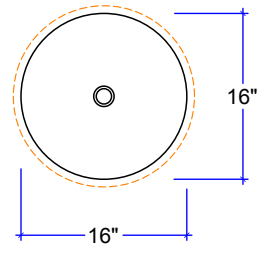
SONOMA CAST STONE CORPORATION
 133 COPELAND STREET, PETALUMA, CA 94952
 707-283-1888
 FAX 707-283-1899

Countersinks - Round & Oval
 DATE : 6/19/2019 DRAWN BY: CF

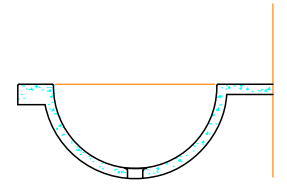
ROUND



CS-14D*
 14" DIA. x 4 7/8" DEEP

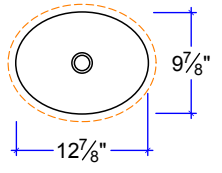


CS-16D*
 16" DIA. x 8" DEEP

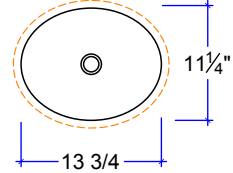


ROUND SINK SECTION

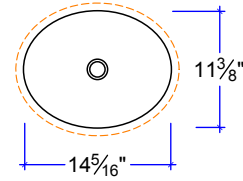
OVAL W/CENTER DRAIN



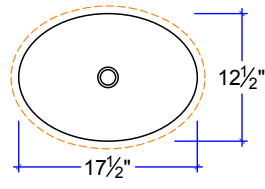
CS-1310^
 12 7/8" x 9 7/8" x 4 1/2"



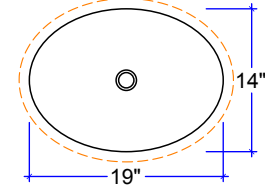
CS-1311^
 13 3/4" x 11 1/8" x 4 5/8"



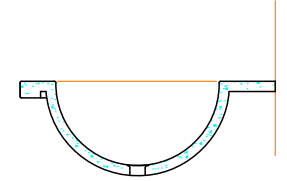
CS-1411*
 14 5/16" x 11 3/8" x 5 7/8"



CS-1712*
 17 1/2" x 12 1/2" x 5 3/4"

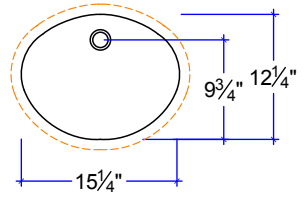


CS-1914
 19" x 14" x 5 3/4"

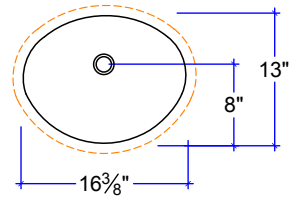


OVAL SINK SECTION W/ CENTER DRAIN

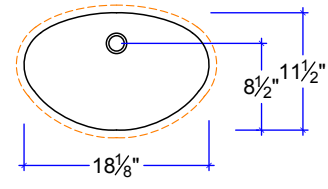
OVAL W/OFFSET DRAIN



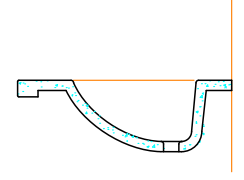
CS-1512
 15 1/4" x 12 1/4" x 5 3/4"



CS-1613
 16 3/8" x 13" x 5 1/2"



CS-1811
 18 1/8" x 11 1/2" x 5 7/8"



OVAL SINK SECTION W/ OFFSET DRAIN

DIMENSIONS ARE INSIDE SINK

* THESE MODELS ARE AVAILABLE AS MULTI-SINK VANITIES

^ THESE MODELS CAN COMPLY WITH A.D.A. STANDARDS