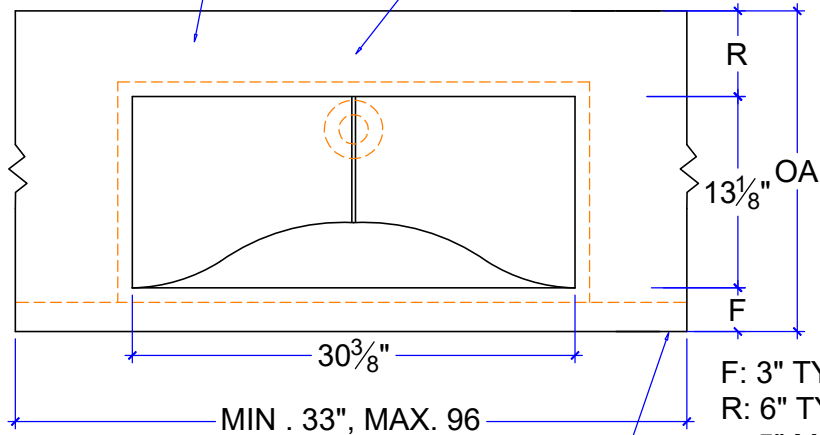


CAST COUNTER W/ INTEGRAL WAVE-COM-1 WAVESINK

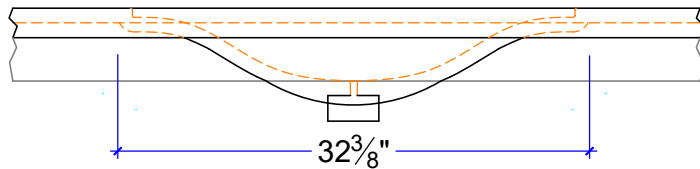
OPTIONAL CAST FAUCET HOLE(S)



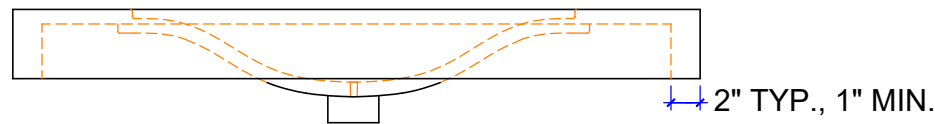
MIN . 33", MAX. 96
INTEGRAL SIDE EXTENSION-
SPECIFY WALL / FINISHED END

F: 3" TYP., 2" MIN.
R: 6" TYP.,
5" MIN. W/ FAUCET HOLE(S)
OA: 22" TYP., 19" MIN.

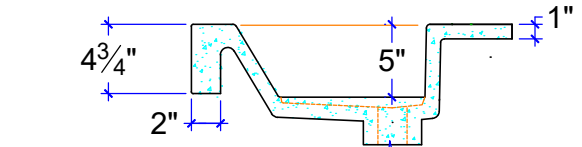
PLAN



FRONT ELEVATION

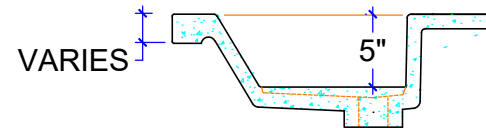


* THIS MODEL IS AVAILABLE AS A MULTI-SINK VANITY



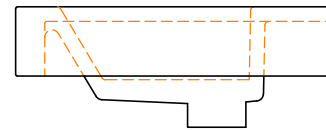
2" ABS DRAIN COUPLING

SECTION- COMMERCIAL ADA



2" ABS DRAIN COUPLING

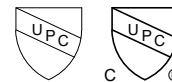
SECTION- RESIDENTIAL



FINISHED END



SINGLE COMMERCIAL WAVESINK
CUSTOM SIZE COUNTERTOP WITH FIXED SIZE BASIN
DIMENSIONS ARE INSIDE SINK



IAPMO Certificate of Listing #4816



(877)283-2400
www.sonomastone.com
sales@sonomastone.com
All rights reserved